

CONFERENCE EVALUATION

At the end of the Conference, participants were asked to fill out an evaluation form to enable Conference organizers to take into account participants' particular interests when planning subsequent gatherings on environmental enforcement. The form also solicited suggestions on the focus of future Conferences.

Of the 169 Conference participants, 148 (88%) submitted evaluation forms. To better assess the evaluations of such a diverse group, Tables 1, 2, and 3 categorize Conference respondents and participants by region, organization type, and area of expertise, respectively.

Table 1. Regional Response to the Evaluation

Region	Respondents		Participants	
	No.	%	No.	%
Central America/South America/Caribbean	(31)	21	(37)	21
Asia	(10)	7	(11)	7
Africa	(11)	7	(11)	7
Western Europe/Central/Eastern Europe/NIS	(42)	28	(48)	28
North America	(44)	30	(49)	29
International Organizations and Industry Affiliations	(10)	7	(13)	8
Total	(148)	100	(169)	100

Table 2. Organization Types

Region	Respondents	
	No.	%
International	(10)	7
National	(92)	64
State/Province	(27)	19
Municipal/Local	(2)	1
Nongovernment	(7)	5
Industry	(2)	1
Other	(5)	3
Total	(145)	100

Table 3. Areas of Expertise

Region	Respondents	
	No.	%
Legal	(46)	32
Technical	(47)	33
Policy/Management	(45)	31
Other	(6)	4
Total	(144)	100

1 GENERAL COMMENTS

Respondents generally praised the Conference. Many considered it a truly educational experience and an excellent forum for international environmental information sharing and networking (40 respondents*); others expressed the hope that workshops, training, and information sharing would continue until the next conference (30). Some respondents (5) indicated regret at being unable to attend all the workshops, others asked to have the workshops expanded. Respondents praised the high-quality of the research and analysis evident in the materials and encouraged their widespread distribution (40). It was suggested that, in the future, more translation and interpretation support be

* Throughout this chapter we identify in parentheses the number of respondents who commented.

provided to participants and that additional countries participate in the organization of the Conference and the presentation of poster and exhibition materials. Many respondents remarked that they look forward to participating in the next Conference.

2 CONFERENCE PURPOSE AND GOALS

Eighty-nine percent (131) of those who responded to the evaluation question concerning the appropriateness of the Conference purpose and goals gave a rating of very good to excellent. A breakout of responses is shown in Figure 1. Indeed, a number of respondents (9) expressed appreciation for the opportunity to hear the views of representatives from countries around the world, allowing the importance of institutional differences between developed and developing nations to be recognized. Some respondents (2) suggested that, while it was too much to expect meaningful institutional capacity building in such a short time, the Conference succeeded in highlighting the important issues involved.

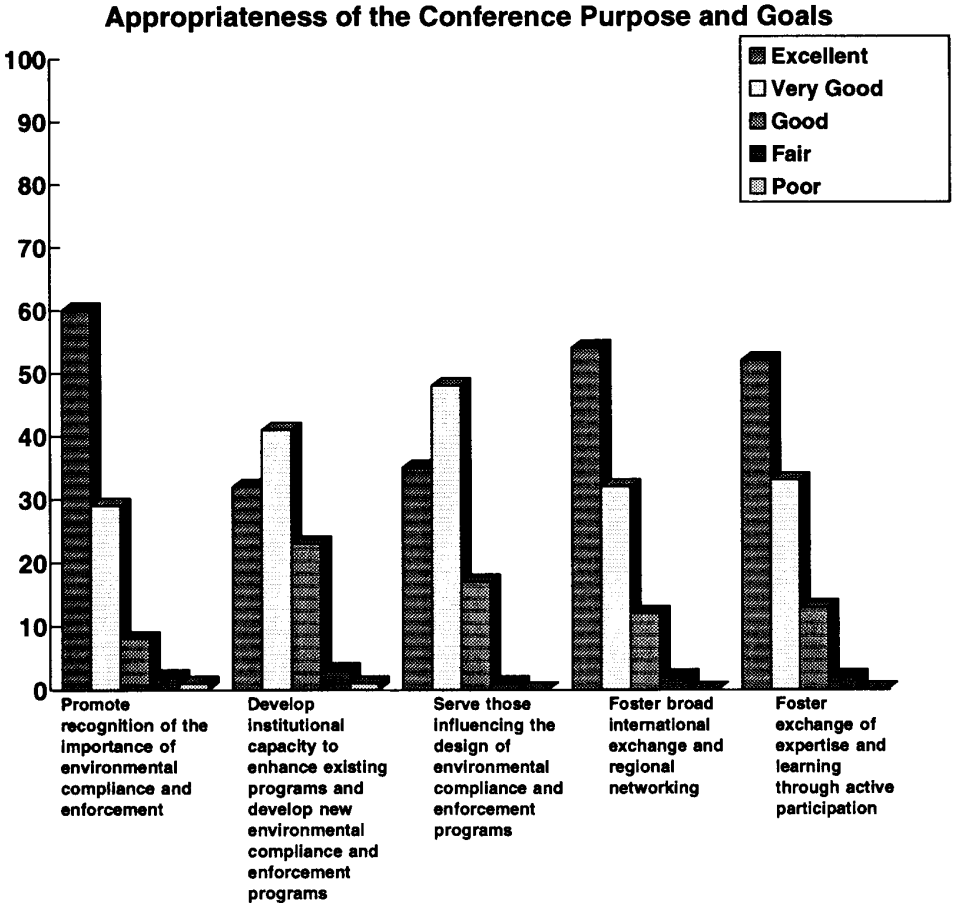


Figure 1. This figure shows the overall percentage ratings given by respondents who evaluated the appropriateness of the Conference purpose and goals.

Most respondents to the evaluation felt the Conference was timely and relevant given what was generally regarded as the urgent need for governments to improve compliance and monitoring. A number of respondents (7) felt that the focus on the development of domestic compliance and enforcement programs was particularly appropriate for countries still developing a national enforcement policy. Some respondents (5), however, suggested that they might benefit from even greater emphasis on situations in developing nations and nations in transition.

Respondents were primarily interested in keeping subsequent Conferences focused on significant global enforcement issues and the sharing of experiences (80). Indeed, the desire to network among each other was raised repeatedly in evaluation commentary. Other suggestions included organizing additional environmental enforcement conferences as well as regional workshops and training; accessing electronic bulletin boards already in existence and creating new ones; and creating magazines, fact sheets, and newsletters to reach a wider audience. The recommended audience for these forums include representatives of developed and developing nations, industry, government and nongovernment organizations, and private citizen groups.

3 SUCCESS IN ACHIEVING CONFERENCE PURPOSE

Eighty-six percent of participants (127) who responded to the evaluation question concerning the Conference's success in achieving its stated purpose gave a rating of very good to excellent. A breakout of responses is shown in Figure 2. More specifically, some respondents (6) commented that the Conference was very successful in achieving its main purpose, and other respondents considered the exchange of experiences invaluable (3). One also encouraged more focus on the host country and the role of citizens, observing that citizen action is behind environmental protection wherever it occurs. Respondents (2) who felt that the Conference was too brief, nonetheless felt that the materials would enable them to continue to study on their own. Some respondents (3) felt that, while only long-term activity could significantly develop institutional capacity, the opportunity to learn from other participants heightened the awareness of issues of concern to developing nations. This aspect of the Conference also increased the group's commitment to fostering international exchange, regional networking, and the sharing of expertise.

4 CONFERENCE PARTICIPATION

Eighty-five percent of participants (125) who responded to the evaluation question concerning the number of attendees and the representation of countries throughout the world gave a rating of very good to excellent. A breakout of responses is shown in Figure 3. Respondents highlighted the professionalism of participants and the variety of expertise. A number of respondents (10) suggested that more participation from nongovernment organizations, industry/business, and developing nations, and from Asia, southern Europe, and Middle Eastern countries should be encouraged.

5 STRUCTURE OF CONFERENCE

Eighty-seven percent of participants (129) who responded to the evaluation question concerning the structure of the Conference gave a rating of very good to excellent. A breakout of responses is shown in Figure 4. Respondents remarked that the plenary sessions, Day Two and Day Three workshops, the poster session, the exhibition, and evening events were all productive and enjoyable, if somewhat tiring.

Respondents generally agreed on the usefulness of the format of plenary sessions, workshops, the poster session, and the exhibition. Many participants (20), however, suggested that the schedule was too full, and that either the Conference should be extended (4) or fewer topics should be included in the agenda. Also, many (20) felt there should be some free time during the Conference, and one

Success in Achieving Conference Purpose

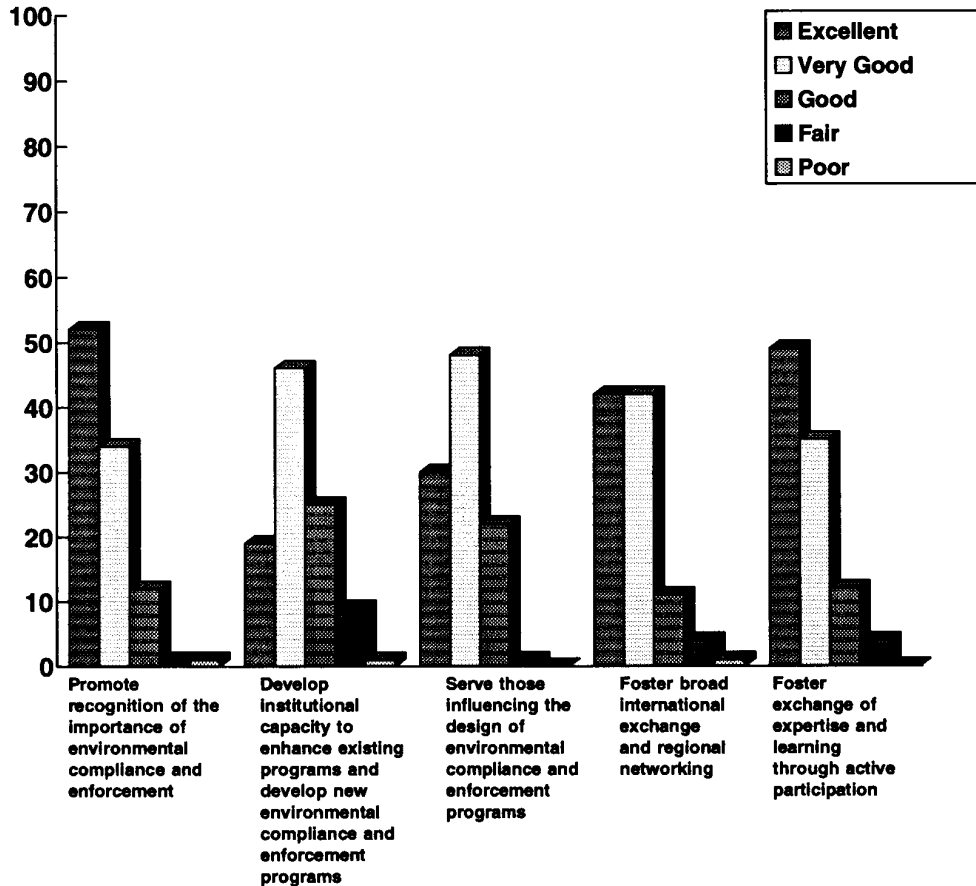


Figure 2. This figure shows the overall percentage ratings given by respondents who evaluated the success in achieving Conference purposes.

favored field visits (i.e., to sewage plants, forest sites, or wetland/wildlife refuges). Other respondents (10) suggested shortening the plenary sessions and increasing question-and-answer periods and small group discussions to allow for more information exchange among participants.

It was also suggested (2) that a dinner be organized specifically to encourage networking among various regions. Other suggestions advocated enhancing the poster session and exhibition by providing more information on additional countries and providing technical staff to answer questions (10); and providing demonstrations of electronic technology, including on-line access, CD learning packages, interactive learning devices, and electronic bulletin boards (5). Some respondents (3) also suggested that the support materials be made available sooner prior to the Conference and that the materials should be translated into other languages.

5.1 Day Two and Day Three Workshops

Small group workshops were considered to be the best aspect of the conference structure, enabling participant interaction on a personal and professional basis. A few respondents suggested

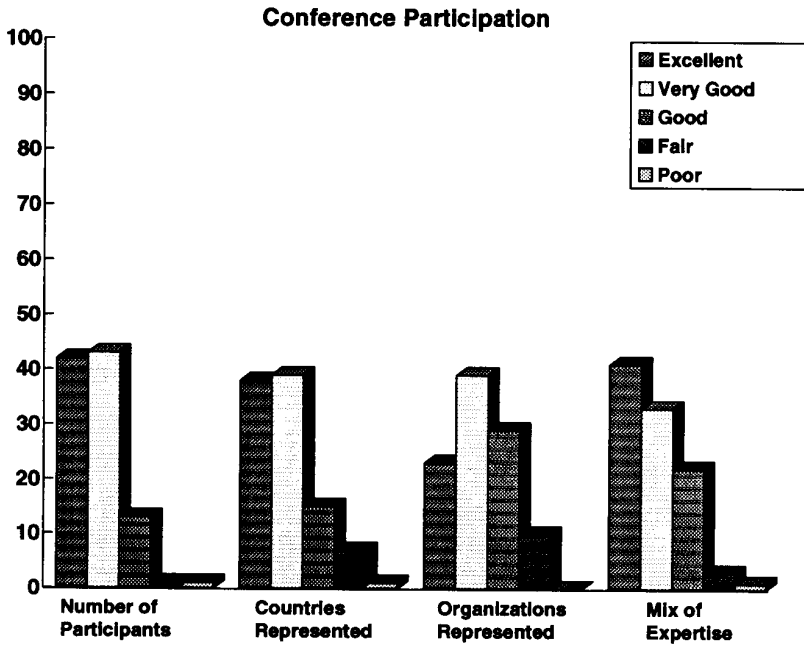


Figure 3. This figure shows the overall percentage ratings given by respondents who evaluated Conference participation.

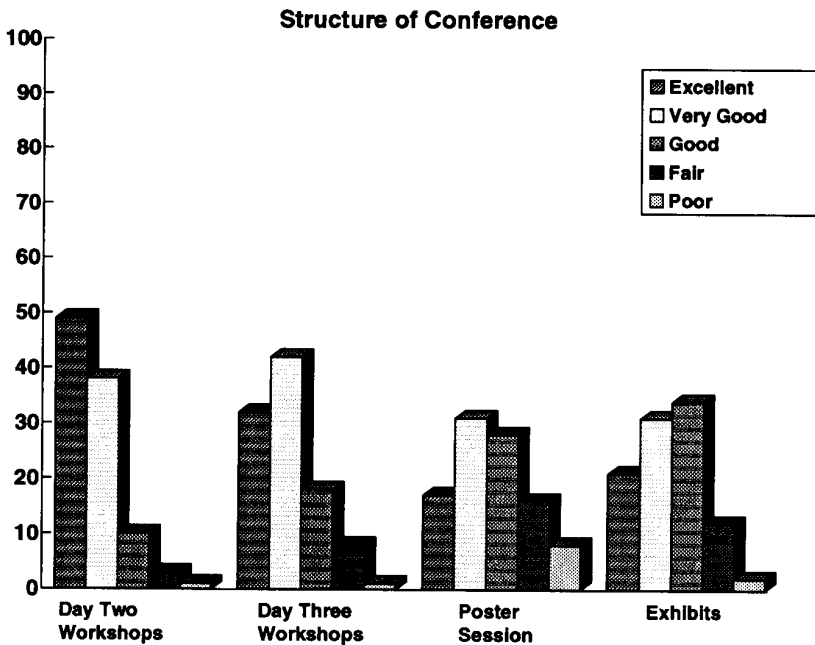


Figure 4. This figure shows the overall percentage ratings given by respondents who evaluated the structure of the Conference.

that the Principles of Environmental Enforcement and the UNEP Institution-Building workshops were an excellent educational format (3) and a useful means of evaluating different points of view (4). Some participants (10) suggested allowing more time for discussion during the Principles of Environmental Enforcement Day Two workshops, similar to that provided on Day Three, to accommodate improved understanding of cultural and social differences among participants. Certain respondents (6) found that at times the language barrier prevented full understanding of the issues. Other respondents suggested that the number of workshops be increased (3).

5.2 Poster Session

Many respondents (20) found the poster session useful as an important means of exchanging information. Some respondents (2) even commented that the Conference would not have been as impressive without the posters, and that the organizers should try to increase attendance at such sessions in the future. Some participants (2) also suggested that it would be interesting to have all or most countries describing their enforcement systems in the poster session.

5.3 Exhibits

Approximately 30 respondents felt that the exhibits allowed participants to obtain excellent materials, information, and documentation that would benefit their respective countries and organizations. Some respondents (3) thought that, based on the materials available, the exhibition was possibly the best part of the Conference. Respondents also praised the informality of the exhibition. A few respondents (2) suggested including additional materials from other countries.

6 CONFERENCE TOPICS

The range of topics presented and discussed at the Conference was widely praised in the evaluations. Many respondents agreed that the workshops provided a valuable forum for comparing experiences, saying that this is where much of the learning took place. Change or improvements suggested by respondents included creating more detailed case studies that address national and regional successes and mistakes (7), along with the strengths and weaknesses of public involvement (1). It was also suggested that there be more focus on Latin America and the Caribbean (8) and on dispute resolution, enforcement methods, permitting (1), hazardous waste and transborder problems (2), and consumption patterns and economic growth (3). A focus on environmental education and environmental management was also suggested (2), along with a concentration on how to incorporate enforcement and inspection activities into the legislative process.

6.1 Day One- and Day Four-Specific Conference Plenary Themes

For each theme the evaluation included a question regarding the usefulness of the session's theme content, the mix of topics addressed, and the opportunity for discussion. Figure 5 and Table 4 show the range of ratings given for Conference themes. Themes 1, 2, and 3 were discussed on Day One and were especially well received; however, opportunity for discussion was rated only average (good) by 38% of participants. Numerous respondents (25) said that discussion and experience-sharing were particularly informative components of the presentations and that more time for this should be scheduled. It also was suggested that more sharing of experiences from developing countries would be useful.

Theme presentations continued on Day Four with Themes 4, 5, and 6. While the presentations received high ratings (see Figure 6 and Table 4) for the usefulness of theme contents and the mix of topics addressed, 75% of respondents (111) felt that the opportunity for discussion was too limited and should be increased.

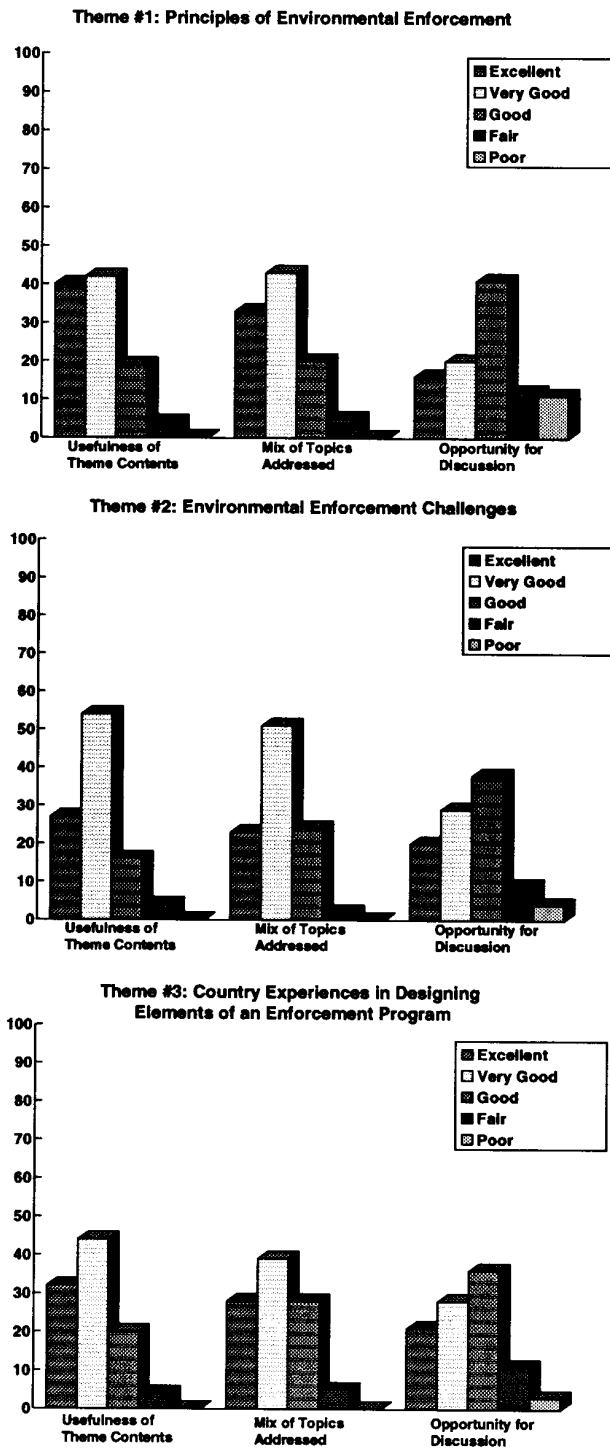


Figure 5. This figure shows the overall percentage ratings given by respondents who evaluated the Day One plenary themes.

Table 4. Day One- and Day Four-Specific Conference Plenary Themes

	Excellent		Very Good		Good		Fair		Poor	
	No.	%	No.	%	No.	%	No.	%	No.	%
Theme #1: Principles of Environmental Enforcement										
Usefulness of theme contents	(54)	40	(57)	42	(19)	14	(5)	4	(0)	0
Mix of topics addressed	(44)	33	(57)	43	(26)	20	(6)	5	(0)	0
Opportunity for discussion	(21)	16	(26)	20	(55)	41	(16)	12	(15)	11
Theme #2: Environmental Enforcement Challenges										
Usefulness of theme contents	(36)	27	(73)	54	(21)	16	(5)	4	(0)	0
Mix of topics addressed	(31)	23	(69)	51	(32)	24	(3)	2	(0)	0
Opportunity for discussion	(27)	20	(38)	29	(51)	38	(12)	9	(5)	4
Theme #3: Country Experiences in Designing Elements of an Enforcement Program										
Usefulness of theme contents	(42)	32	(58)	44	(27)	20	(5)	4	(0)	0
Mix of topics addressed	(37)	28	(52)	39	(37)	28	(7)	5	(0)	0
Opportunity for discussion	(28)	21	(37)	28	(48)	36	(15)	11	(4)	3
Theme #4: Experiences in Compliance and Enforcement										
Usefulness of theme contents	(36)	28	(44)	34	(46)	35	(2)	2	(2)	2
Mix of topics addressed	(27)	21	(49)	38	(43)	33	(9)	7	(2)	2
Opportunity for discussion	(17)	14	(21)	17	(39)	32	(15)	12	(31)	25
Theme #5: The Role of Communication in an Enforcement Program										
Usefulness of theme contents	(40)	31	(48)	37	(38)	29	(2)	2	(2)	2
Mix of topics addressed	(36)	28	(43)	33	(45)	35	(3)	2	(2)	2
Opportunity for discussion	(14)	12	(27)	23	(30)	25	(19)	16	(29)	24
Theme #6: Establishing International Networks										
Usefulness of theme contents	(57)	47	(42)	34	(20)	16	(3)	2	(0)	0
Mix of topics addressed	(47)	39	(50)	41	(23)	19	(2)	2	(0)	0
Opportunity for discussion	(19)	17	(35)	31	(32)	29	(13)	12	(13)	12

6.2 Day Two Workshops on Principles of Environmental Enforcement

The number of participant evaluations from the Principles of Environmental Enforcement workshops was as follows for the five possible case study subject areas: Mining (9), Petrochemical/Refining (22), Deforestation (19), Residential and Industrial Waste (52), and Tourism (12). Respondents evaluated each workshop according to the following criteria: ability to apply principles of environmental enforcement in a realistic setting; quality of the workshop materials; usefulness of the technical support package; and usefulness of contents. A number of respondents

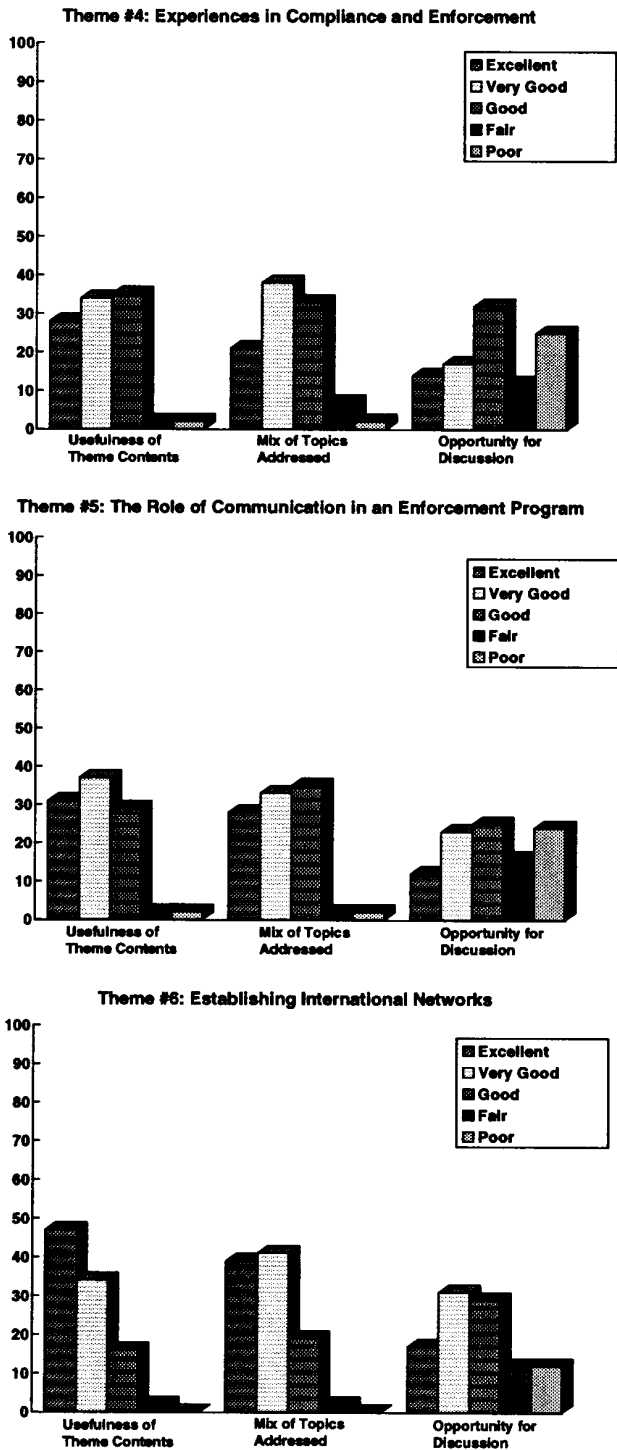


Figure 6. This figure shows the overall percentage ratings given by respondents who evaluated the Day Four plenary themes.

(12) rated the workshops as excellent. Some respondents (3) were particularly pleased with the role-playing format that allowed participants to consider the application of principles within their own national context. Other respondents (5) suggested that more time should be spent in the workshops. Two respondents thought additional time should have been spent on the Principles of Environmental Enforcement themselves and on in-depth analysis of each case from different perspectives. In general, however, the case studies workshops were given high marks and a number of respondents (10) expressed an interest in having them expanded on in the future. The evaluation of workshops for each of the case study subject areas is shown in Table 5.

Table 5. Case Studies

	Excellent No. %	Very Good No. %	Good No. %	Fair No. %	Poor No. %
Mining					
Ability to apply Principles of Environmental Enforcement in a realistic setting	(4) 44	(4) 44	(0) 0	(1) 11	(0) 0
Quality of the workshop materials	(1) 11	(6) 67	(1) 11	(1) 11	(0) 0
Usefulness of technical support package	(4) 44	(3) 33	(2) 22	(0) 0	(0) 0
Usefulness of contents	(2) 22	(5) 56	(2) 22	(0) 0	(0) 0
Petrochemical/Refining					
Ability to apply Principles of Environmental Enforcement in a realistic setting	(13) 59	(4) 18	(5) 23	(0) 0	(0) 0
Quality of the workshop materials	(13) 59	(7) 32	(2) 9	(0) 0	(0) 0
Usefulness of technical support package	(12) 55	(7) 32	(3) 14	(0) 0	(0) 0
Usefulness of contents	(10) 45	(8) 36	(4) 18	(0) 0	(0) 0
Deforestation					
Ability to apply Principles of Environmental Enforcement in a realistic setting	(6) 32	(8) 42	(3) 16	(2) 11	(0) 0
Quality of the workshop materials	(3) 16	(10) 53	(6) 32	(0) 0	(0) 0
Usefulness of technical support package	(2) 11	(12) 63	(5) 26	(0) 0	(0) 0
Usefulness of contents	(3) 17	(10) 56	(4) 22	(1) 6	(0) 0
Residential and Industrial Waste					
Ability to apply Principles of Environmental Enforcement in a realistic setting	(23) 44	(18) 35	(8) 15	(2) 4	(1) 2
Quality of the workshop materials	(25) 49	(15) 29	(10) 20	(1) 2	(0) 0
Usefulness of technical support package	(19) 37	(19) 37	(10) 19	(3) 6	(1) 2
Usefulness of contents	(17) 34	(20) 40	(10) 20	(2) 4	(1) 2
Tourism					
Ability to apply Principles of Environmental Enforcement in a realistic setting	(5) 42	(5) 42	(8) 8	(1) 8	(0) 0
Quality of the workshop materials	(4) 33	(6) 50	(1) 8	(0) 0	(1) 8
Usefulness of technical support package	(5) 42	(4) 33	(2) 17	(0) 0	(1) 8
Usefulness of contents	(3) 27	(4) 36	(1) 9	(3) 27	(0) 0

6.3 Day Three Workshops on Institution-Building (UNEP) and on Special Topics

Many respondents (50) who completed the section of the evaluation form on the Day Three sessions felt that the quality of the workshop materials and the discussion of issues were notable. Figure 7 shows the range of ratings given for the Workshops on Institution-Building (UNEP). Figure 8 shows the range of ratings given for the Workshops on Special Topics. Some respondents (8) commented that the small groups were an excellent format for promoting discussion. These respondents suggested holding fewer workshops each day and providing additional pre-Conference materials. Other respondents (8) commented that they learned a great deal from the workshops and were impressed with the level of participation in the discussions. A few respondents (4), however, suggested that the Workshops on Special Topics, in particular, might be more effective if topics are addressed on a regional basis, since some individual country contributions did not generate discussion among participants. Table 6 lists respondents' ratings for Day Three Workshops on Institution-Building (UNEP) and on Special Topics.

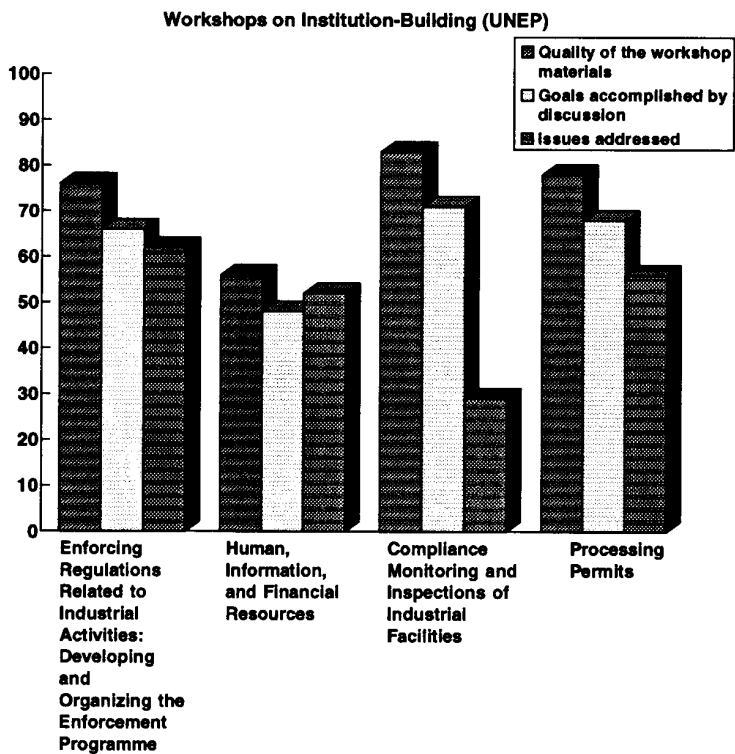


Figure 7. This figure shows the overall percentage ratings for “very good” to “excellent” given by respondents who evaluated the Workshops on Institution-Building (UNEP).

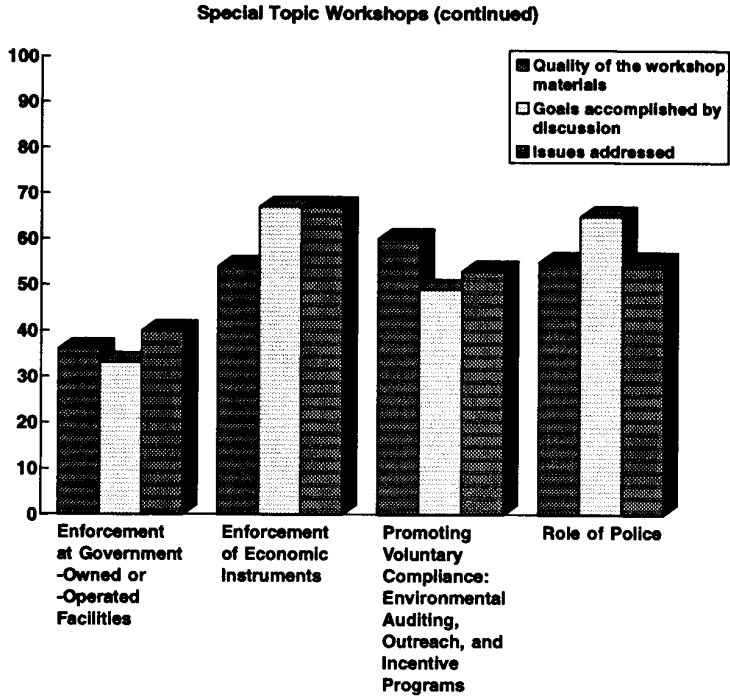
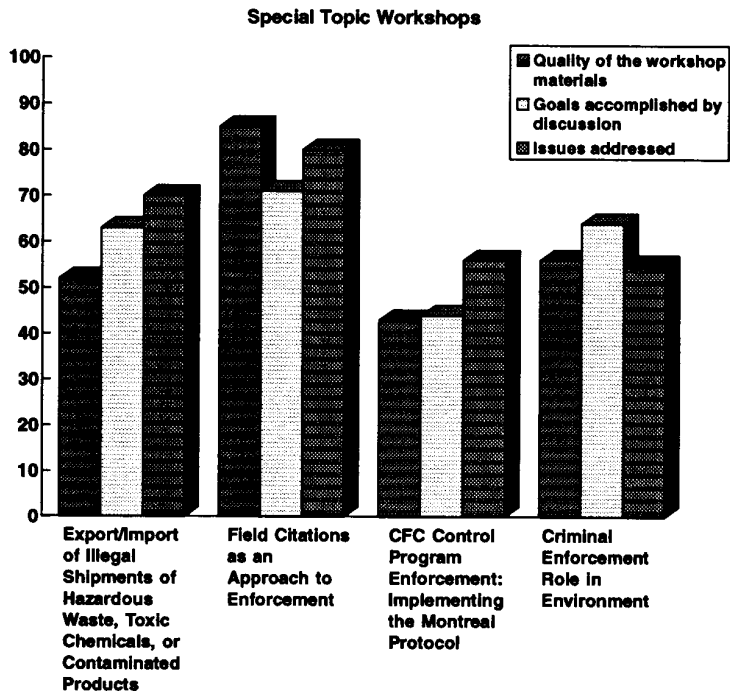


Figure 8. This figure shows the overall percentage ratings for “very good” to “excellent” given by respondents who evaluated the Special Topics Workshops.

Table 6. Day Three Workshops on Institution Building (UNEP) and on Special Topics

		Quality of the workshop materials					Were your goals accomplished by the discussion?					Were the issues addressed adequately?				
	Total	Excellent No./%	Very Good No./%	Good No./%	Fair No./%	Poor No./%	Excellent No./%	Very Good No./%	Good No./%	Fair No./%	Poor No./%	Excellent No./%	Very Good No./%	Good No./%	Fair No./%	Poor No./%
UNEP Workshops																
Enforcing Regulations Related to Industrial Activities: Developing and Organizing the Enforcement Programme. Case Study 1.	53	(21)/40	(19)/36	(8)/15	(3)/6	(0)/0	(12)/23	(23)/43	(8)/15	(7)/13	(1)/2	(10)/30	(17)/32	(12)/20	(5)/9	(1)/2
Use of Modules 1 and 2—UNEP																
Human, Information, and Financial Resources Case Study 2.	44	(9)/20	(16)/36	(14)/32	(1)/2	(2)/4	(10)/23	(11)/25	(12)/27	(6)/14	(3)/7	(10)/23	(13)/29	(12)/27	(3)/7	(3)/7
Use of Module 2—UNEP																
Compliance Monitoring and Inspections of Industrial Facilities. Case Study 3.	42	(18)/43	(17)/40	(8)/14	(1)/2	(0)/0	(17)/40	(13)/31	(8)/19	(1)/2	(1)/2	(19)/46	(10)/24	(8)/19	(2)/5	(1)/2
Use of Module 3—UNEP																
Processing Permits. Case Study 4.	25	(9)/36	(12)/48	(4)/16	(0)/0	(0)/0	(8)/32	(0)/36	(8)/24	(1)/4	(0)/0	(8)/32	(6)/24	(9)/36	(1)/4	(0)/0
Use of Module 4—UNEP																
Special Topic Workgroups																
	Total	Excellent No./%	Very Good No./%	Good No./%	Fair No./%	Poor No./%	Excellent No./%	Very Good No./%	Good No./%	Fair No./%	Poor No./%	Excellent No./%	Very Good No./%	Good No./%	Fair No./%	Poor No./%
Expedition of Illegal Shipments of Hazardous, Toxic Chemicals, or Contaminated Products	44	(11)/25	(12)/27	(10)/23	(3)/7	(4)/9	(13)/29	(15)/34	(11)/25	(1)/2	(3)/7	(18)/41	(13)/29	(8)/18	(2)/4	(2)/4
Field Operations as an Approach to Enforcement	21	(7)/23	(11)/52	(11)/5	(0)/0	(0)/0	(8)/28	(8)/43	(4)/19	(0)/0	(0)/0	(6)/28	(11)/52	(2)/9	(0)/0	(0)/0
CFC Control Program Enforcement: Implementing the Montreal Protocol	23	(6)/26	(4)/17	(5)/22	(4)/17	(1)/4	(5)/22	(5)/22	(10)/43	(3)/13	(0)/0	(6)/26	(7)/30	(8)/26	(3)/13	(0)/0
Criminal Enforcement Role in Enforcement	34	(5)/15	(14)/41	(10)/29	(3)/9	(1)/3	(12)/35	(10)/29	(6)/18	(1)/3	(3)/9	(9)/26	(10)/29	(9)/26	(2)/6	(2)/6
Enforcement at Government-Owned or Operated Facilities	30	(7)/23	(4)/13	(10)/33	(7)/23	(0)/0	(3)/10	(7)/23	(9)/30	(7)/23	(2)/7	(4)/13	(8)/27	(11)/37	(2)/7	(1)/3
Enforcement of Economic Instruments	40	(11)/27	(11)/27	(10)/25	(5)/12	(1)/2	(9)/22	(16)/45	(8)/22	(0)/0	(2)/5	(10)/26	(17)/42	(8)/20	(2)/6	(1)/2
Promoting Voluntary Compliance: Environmental Auditing, Outreach, and Incentive Programs	43	(9)/21	(17)/39	(12)/28	(2)/5	(1)/2	(8)/14	(15)/35	(15)/35	(4)/9	(0)/0	(7)/16	(16)/37	(18)/37	(2)/5	(0)/0
Role of Police	20	(4)/20	(7)/36	(8)/40	(0)/0	(0)/0	(4)/20	(9)/45	(4)/20	(1)/5	(0)/0	(8)/30	(5)/25	(7)/35	(0)/0	(0)/0

7 ORGANIZATION OF THE CONFERENCE

The majority of the respondents lauded the efforts of the Conference organizers, calling the Conference a great success. Many respondents (30) remarked that the Conference was extremely well organized and professional. In general, respondents were pleased with the accommodations and found the location convenient; however, some remarked that air-conditioning was inadequate and that the meeting rooms were too noisy. Most respondents enjoyed the food, but some (20) requested more variety in the future. In particular, some respondents wanted more continental variety, while others suggested a focus on different types of regional cuisine. Additionally, some participants suggested including a midweek rest break during the Conference.

A breakout of responses to evaluation questions concerning the organization of the Conference is shown in Figure 9.

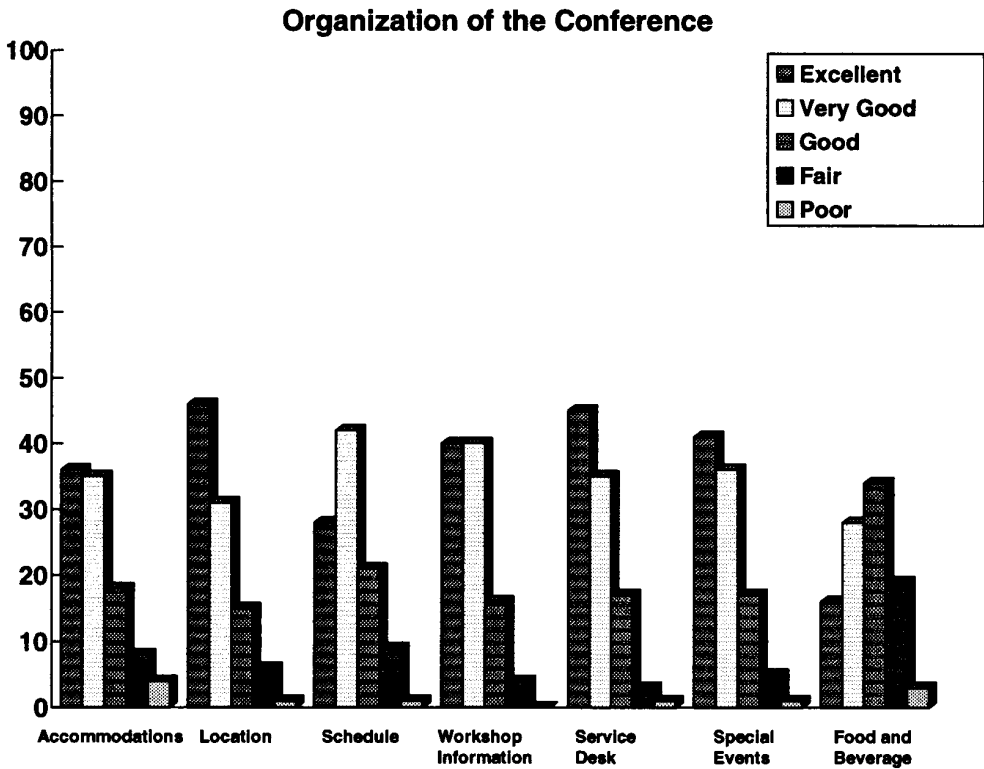


Figure 9. This figure shows the overall percentage ratings given by respondents who evaluated the organization of the Conference.

8 FOLLOWUP TO THE CONFERENCE

Most respondents expressed an interest in followup to this Conference. Seventy-five percent (111) of respondents were in favor of holding subsequent Conferences every two years, while 19% (28) advocated meeting annually. Six percent (9) of respondents expressed no opinion on the frequency of future Conferences. Asia was recommended as the site for the next Conference by 79% (117) of the respondents, and Africa was recommended by 22% (33). Other suggestions included Ecuador, the Caribbean, and Central or Eastern Europe.

Many respondents (50) suggested distributing the Conference proceedings as widely as possible. Suggestions for distribution included:

- International development agencies.
- Government and nongovernment organizations.
- Enforcement agencies.
- Public, academic, and law school libraries.
- Professional institutions.
- Member countries of the United Nations.
- Constituent groups of Conference participants.

Suggestions for distribution mechanisms included:

- Technical magazines.
- Newsletters.
- The National Technical Information Service (NTIS) (in the United States).
- U.S. Government Printing Office/Superintendent of Documents.
- Electronic bulletin boards.

Numerous respondents (40) suggested the following initiatives related to dissemination of information:

- Creating a network and using those that currently exist (such as E-law, E-mail, Internet, UNEP, OECD, USAEP).
- Creating a one-page fact sheet with a tear-off address form for distribution at other conferences and forums.
- Translating the proceedings into other languages.
- Providing an order form in the proceedings.
- Organizing regional conferences on a yearly basis and providing regional network support.
- Organizing workshops on environmental legislation.
- Developing mailing lists.
- Videotaping selected portions of the Conference for future use.
- Writing to participants after one year to ask them to report on whether any of the things they learned at the Conference have been implemented in their countries.
- Creating an advisory council of the Conference to provide guidance on the implementation of capacity building in the area of compliance and enforcement.
- Developing more in-depth materials.